




View/Print Label

1. **Print the label:** Select Print from the File menu in this browser window to print the label below.
2. **Fold the printed label at the dotted line.** Place the label in a UPS Shipping Pouch. If you do not have a pouch, affix the folded label using clear plastic shipping tape over the entire label.
3. **Pickup and Drop-off**
 - Daily Pickup customers: Have your shipment(s) ready for the driver as usual.
 - To Schedule a Pickup or to find a drop-off location, select the Pickup or Drop-off icon from the tool bar.

FOLD HERE

<p>MR JAN VAN ACHTER 003216602169 FALK CULINAIR DIJKSTRAAT 52 3150 WESPELAAR BELGIUM</p> <p>SHIP TO: MR ANTONIO MARTINEZ 0034627600944 PRIVATE DELIVERY CAMILO JOSE CELA 16 BENISALEM 07350 MALLORCA SPAIN</p>	<p>10 KG</p> <p>1 OF 1</p> <p>SHP#: 97V2 107M 4Q8 SHP WT: 10 KG SHP DWT: 16 KG DATE: 26 JAN 2023 DWT: 50,40,40</p>	<p>ESP 072 5-00</p> 	<p>UPS STANDARD</p> <p>TRACKING #: 1Z 97V 210 68 1161 1372</p> 	<p>BILLING: P/P DESC: copper cookware</p> <p>EDI</p> 	<p>Reference No.1: 324053135</p> <p>XCL 23-01-06 NV45-4-0A-01/2023*</p>
--	--	--	--	---	---