




View/Print Label

1. **Print the label:** Select Print from the File menu in this browser window to print the label below.
2. **Fold the printed label at the dotted line.** Place the label in a UPS Shipping Pouch. If you do not have a pouch, affix the folded label using clear plastic shipping tape over the entire label.
3. **Pickup and Drop-off**
 - Daily Pickup customers: Have your shipment(s) ready for the driver as usual.
 - To Schedule a Pickup or to find a drop-off location, select the Pickup or Drop-off icon from the tool bar.

[FOLD HERE](#)

<p>MR JAN VAN ACHTER 003216602169 FALK CULINAIR NV DIJKSTRAAT 52 3150 WESPELAAR BELGIUM</p> <p>SHIP TO: MR MAURO CAU 0039123456789 PRIVATE DELIVERY VIA MONTGOLFIER 27 SESTU 09028 CAGLIARI ITALY</p>	<p>10 KG</p> <p>1 OF 1</p> <p>SHP#: 97V2 10BH JYS SHP WT: 10 KG SHP DWT: 9 KG DATE: 12 AUG 2021 DWT: 50,30,30</p>	<p>ITA 042 1-19</p> 	<p>UPS STANDARD</p> <p>TRACKING #: 1Z 97V 210 68 2468 7197</p> 	<p>BILLING: P/P DESC: copper cookware</p> <p>EDI</p> 	<p>Reference No.1: 324028932</p> <p>XOL 21.07.05 NV45 32.0A 08/2021*</p>
---	---	--	--	---	---