




View/Print Label

1. **Print the label:** Select Print from the File menu in this browser window to print the label below.
2. **Fold the printed label at the dotted line.** Place the label in a UPS Shipping Pouch. If you do not have a pouch, affix the folded label using clear plastic shipping tape over the entire label.
3. **Pickup and Drop-off**
 - Daily Pickup customers: Have your shipment(s) ready for the driver as usual.
 - To Schedule a Pickup or to find a drop-off location, select the Pickup or Drop-off icon from the tool bar.

[FOLD HERE](#)

<p>MR JAN VAN ACHTER 003216602169 FALK CULINAIR NV DIJKSTRAAT 52 3150 WESPELAAR BELGIUM</p> <p>SHIP TO: MR ANTONIO MARTINEZ 0034627600944 PRIVATE DELIVERY CAMILO JOSE CELA 16 BENISALEM 07350 MALLORCA SPAIN</p>	<p>15 KG</p> <p>1 OF 1</p> <p>SHP#: 97V2 10FG 3LD SHP WT: 15 KG SHP DWT: 16 KG DATE: 03 MAR 2023 DWT: 50,40,40</p>	<p>ESP 072 5-00</p> 	<p>UPS STANDARD</p> <p>TRACKING #: 1Z 97V 210 68 3814 3373</p> 	<p>EDI</p> <p>BILLING: P/P DESC: copper cookware</p>	<p>Reference No.1: 324055067</p> <p>XCL 23.02.02 NV45 9.0A.02/2023*  TM</p>
---	--	--	--	---	---